

MONTHLY REPORT OF DISBURSEMENTS
For the month of December 2019

Department : State Universities and Colleges (SUCs)
 Agency/Unit : Camarines Norte State College
 Operating Unit : < not applicable >
 Organization Code : 08 051 000000
 Fund Cluster : 01 Regular Agency Fund


Particulars	Current Year Budget					Prior Year's Budget											SUB-TOTAL	Trust Liabilities				Grand Total				TOTAL	
	PS	MOOE	FinEx	CO	TOTAL	Prior Year's Accounts Payable					Current Year's Accounts Payable							PS	MOOE	CO	TOTAL	PS	MOOE	FinEx	CO		TOTAL
						PS	MOOE	FinEx	CO	Sub-Total	PS	MOOE	FinEx	CO	Sub-Total	PS											
1	2	3	4	5	6=(2+3+4+5)	7	8	9	10	11=(7+8+9+10)	12	13	14	15	16=(12+13+14+15)	17=(11+16)	18=(6+17)	19	20	21	22=(19+20+21)	23	24	25	26	27=(23+24+25+26)	
CASH DISBURSEMENTS	28,887,221.06	5,196,310.05	0.00	39,410,918.33	73,493,449.44	0.00	0.00	0.00	0.00	0.00	0.00	0.00	0.00	0.00	0.00	0.00	73,494,449.44	0.00	0.00	0.00	0.00	28,887,221.06	5,196,310.05	0.00	39,410,918.33	73,494,449.44	
Notice of Cash Allocation (NCA)	28,887,221.06	5,196,310.05	0.00	39,410,918.33	73,493,449.44	0.00	0.00	0.00	0.00	0.00	0.00	0.00	0.00	0.00	0.00	0.00	73,494,449.44	0.00	0.00	0.00	0.00	28,887,221.06	5,196,310.05	0.00	39,410,918.33	73,494,449.44	
MDS Checks Issued	157,792.48	4,497,039.29	0.00	39,410,918.33	44,065,750.10	0.00	0.00	0.00	0.00	0.00	0.00	0.00	0.00	0.00	0.00	0.00	44,065,750.10	0.00	0.00	0.00	0.00	157,792.48	4,497,039.29	0.00	39,410,918.33	44,065,750.10	
Advice to Dbit Account	28,729,428.58	699,270.76	0.00	0.00	29,428,699.34	0.00	0.00	0.00	0.00	0.00	0.00	0.00	0.00	0.00	0.00	0.00	29,428,699.34	0.00	0.00	0.00	0.00	28,729,428.58	699,270.76	0.00	0.00	29,428,699.34	
Notice of Transfer Allocations (NTA)	0.00	0.00	0.00	0.00	0.00	0.00	0.00	0.00	0.00	0.00	0.00	0.00	0.00	0.00	0.00	0.00	0.00	0.00	0.00	0.00	0.00	0.00	0.00	0.00	0.00	0.00	0.00
MDS Checks Issued	0.00	0.00	0.00	0.00	0.00	0.00	0.00	0.00	0.00	0.00	0.00	0.00	0.00	0.00	0.00	0.00	0.00	0.00	0.00	0.00	0.00	0.00	0.00	0.00	0.00	0.00	0.00
Advice to Dbit Account	0.00	0.00	0.00	0.00	0.00	0.00	0.00	0.00	0.00	0.00	0.00	0.00	0.00	0.00	0.00	0.00	0.00	0.00	0.00	0.00	0.00	0.00	0.00	0.00	0.00	0.00	0.00
Working Fund for FAPs	0.00	0.00	0.00	0.00	0.00	0.00	0.00	0.00	0.00	0.00	0.00	0.00	0.00	0.00	0.00	0.00	0.00	0.00	0.00	0.00	0.00	0.00	0.00	0.00	0.00	0.00	0.00
Cash Disbursement Ceiling (CDC)	0.00	0.00	0.00	0.00	0.00	0.00	0.00	0.00	0.00	0.00	0.00	0.00	0.00	0.00	0.00	0.00	0.00	0.00	0.00	0.00	0.00	0.00	0.00	0.00	0.00	0.00	0.00
TOTAL CASH DISBURSEMENTS	28,887,221.06	5,196,310.05	0.00	39,410,918.33	73,493,449.44	0.00	0.00	0.00	0.00	0.00	0.00	0.00	0.00	0.00	0.00	0.00	73,494,449.44	0.00	0.00	0.00	0.00	28,887,221.06	5,196,310.05	0.00	39,410,918.33	73,494,449.44	
NON-CASH DISBURSEMENTS	1,288,361.13	84,004.00	0.00	2,627,366.52	3,999,731.65	0.00	0.00	0.00	0.00	0.00	0.00	0.00	0.00	0.00	0.00	0.00	3,999,731.65	0.00	0.00	0.00	0.00	1,288,361.13	84,004.00	0.00	2,627,366.52	3,999,731.65	
Tax Remittance Advices Issued (TRA)	1,288,361.13	84,004.00	0.00	2,627,366.52	3,999,731.65	0.00	0.00	0.00	0.00	0.00	0.00	0.00	0.00	0.00	0.00	0.00	3,999,731.65	0.00	0.00	0.00	0.00	1,288,361.13	84,004.00	0.00	2,627,366.52	3,999,731.65	
Non-Cash Availment Authority (NCAA)	0.00	0.00	0.00	0.00	0.00	0.00	0.00	0.00	0.00	0.00	0.00	0.00	0.00	0.00	0.00	0.00	0.00	0.00	0.00	0.00	0.00	0.00	0.00	0.00	0.00	0.00	0.00
Disbursements effected through outright deductions from claims (please specify)	0.00	0.00	0.00	0.00	0.00	0.00	0.00	0.00	0.00	0.00	0.00	0.00	0.00	0.00	0.00	0.00	0.00	0.00	0.00	0.00	0.00	0.00	0.00	0.00	0.00	0.00	0.00
Overpayment of expenses (e.g. personnel benefits)	0.00	0.00	0.00	0.00	0.00	0.00	0.00	0.00	0.00	0.00	0.00	0.00	0.00	0.00	0.00	0.00	0.00	0.00	0.00	0.00	0.00	0.00	0.00	0.00	0.00	0.00	0.00
Restitution for loss or government property	0.00	0.00	0.00	0.00	0.00	0.00	0.00	0.00	0.00	0.00	0.00	0.00	0.00	0.00	0.00	0.00	0.00	0.00	0.00	0.00	0.00	0.00	0.00	0.00	0.00	0.00	0.00
Liquidated damages and similar claims	0.00	0.00	0.00	0.00	0.00	0.00	0.00	0.00	0.00	0.00	0.00	0.00	0.00	0.00	0.00	0.00	0.00	0.00	0.00	0.00	0.00	0.00	0.00	0.00	0.00	0.00	0.00
Others (e.g. TEF, BTr, Docs Stamp, etc.)	0.00	0.00	0.00	0.00	0.00	0.00	0.00	0.00	0.00	0.00	0.00	0.00	0.00	0.00	0.00	0.00	0.00	0.00	0.00	0.00	0.00	0.00	0.00	0.00	0.00	0.00	0.00
TOTAL NON-CASH DISBURSEMENTS	1,288,361.13	84,004.00	0.00	2,627,366.52	3,999,731.65	0.00	0.00	0.00	0.00	0.00	0.00	0.00	0.00	0.00	0.00	0.00	3,999,731.65	0.00	0.00	0.00	0.00	1,288,361.13	84,004.00	0.00	2,627,366.52	3,999,731.65	
GRAND TOTAL	30,175,582.19	5,280,314.05	0.00	42,038,284.85	77,493,181.09	0.00	0.00	0.00	0.00	0.00	0.00	0.00	0.00	0.00	0.00	0.00	77,494,181.09	0.00	0.00	0.00	0.00	30,175,582.19	5,280,314.05	0.00	42,038,284.85	77,493,181.09	

SUMMARY

Particulars	Previous Report	This Month	As at Date
(1)	(2)	(3)	(4)
Total Disbursement Authorities Received	331,610,333.39	52,398,228.65	384,008,562.04
NCA	318,257,281.00	48,398,497.00	366,655,778.00
NTA	0.00	0.00	0.00
Working Fund	0.00	0.00	0.00
TRA	13,353,052.39	3,999,731.65	17,352,784.04
CDC	0.00	0.00	0.00
NCAA	0.00	0.00	0.00
Less: Notice of Transfer of Allocations (NTA)* Issued	0.00	0.00	0.00
Total Disbursement Authorities Available	331,610,333.39	52,398,228.65	384,008,562.04
Less:	0.00	0.00	0.00
Lapsed NCA	0.00	0.00	0.00
Disbursements	304,560,844.98	77,494,181.09	382,054,826.07
Less: Other Non-Cash Disbursements	0.00	0.00	0.00
Disbursements effected through outright deductions from claims	0.00	0.00	0.00
Overpayment of expenses (e.g. personnel benefits)	0.00	0.00	0.00
Restitution for loss of government property	0.00	0.00	0.00
Liquidated damages and similar claims	0.00	0.00	0.00
Others (e.g. TEF, BTr, Docs Stamp, etc.)	0.00	0.00	0.00
Add/Less: Adjustments (e.g. cancelled/staled checks)	0.00	0.00	0.00
Balance of Disbursement Authorities as at date	25,289,238.09	(25,095,952.44)	193,286.65
Total Disbursements Program	329,849,884.07	52,398,228.65	382,248,112.72
Less: *Actual Disbursements	304,560,844.98	77,494,181.09	382,054,826.07
(Over)/Under spending	25,289,238.09	(25,095,952.44)	193,286.65


Notes: * The use of NTA is discouraged
 Notes: ** Amounts should tally with the grand total disbursement (column 27).

Certified Correct:


 LEE MADELON BAYLON

Date: 10-Jan-2020

Recommending Approval:


 ROXAS, LILIBETH ABANTO

Date:

Approved By:


 ABANTO, RUSTY GAGAP

Date:

MONTHLY REPORT OF DISBURSEMENTS
For the month of November 2019

Department : State Universities and Colleges (SUCs)
Agency/Entity : Camarines Norte State College
Operating Unit : < not applicable >
Organization Code : 08 051 0000000
Fund Cluster : 01 Regular Agency Fund

Particulars	Current Year Budget					Prior Year's Budget					Trust Liabilities					Grand Total								
	PS	MOOE	FinEx	CO	TOTAL	Prior Year's Accounts Payable					Current Year's Accounts Payable					TOTAL	MOOE	CO	TOTAL	PS	MOOE	FinEx	CO	TOTAL
						PS	MOOE	FinEx	CO	Sub-Total	PS	MOOE	FinEx	CO	Sub-Total									
1	2	3	4	5	6=(2+3+4+5)	7	8	9	10	11=(7+8+9+10)	12	13	14	15	16=(12+13+14+15)	17=(11+16)	20	21	22=(19+20+21)	23	24	25	26	27=(23+24+25+26)
CASH DISBURSEMENTS	26,128,925.30	1,522,332.43	0.00	14,852,386.59	42,503,644.32	0.00	0.00	0.00	0.00	0.00	0.00	0.00	0.00	0.00	0.00	0.00	0.00	0.00	0.00	26,128,925.30	1,522,332.43	0.00	14,852,386.59	42,503,644.32
Notice of Cash Allocation (NCA)	26,128,925.30	1,522,332.43	0.00	14,852,386.59	42,503,644.32	0.00	0.00	0.00	0.00	0.00	0.00	0.00	0.00	0.00	0.00	0.00	0.00	0.00	0.00	26,128,925.30	1,522,332.43	0.00	14,852,386.59	42,503,644.32
MDS Checks Issued	4,080,401.40	715,318.77	0.00	85,178.57	4,880,898.74	0.00	0.00	0.00	0.00	0.00	0.00	0.00	0.00	0.00	0.00	0.00	0.00	0.00	0.00	4,080,401.40	715,318.77	0.00	85,178.57	4,880,898.74
Advice to Debit Account	22,048,523.90	807,013.66	0.00	14,767,208.02	37,622,745.58	0.00	0.00	0.00	0.00	0.00	0.00	0.00	0.00	0.00	0.00	0.00	0.00	0.00	0.00	22,048,523.90	807,013.66	0.00	14,767,208.02	37,622,745.58
Notice of Transfer Allocations (NTA)	0.00	0.00	0.00	0.00	0.00	0.00	0.00	0.00	0.00	0.00	0.00	0.00	0.00	0.00	0.00	0.00	0.00	0.00	0.00	0.00	0.00	0.00	0.00	0.00
MDS Checks Issued	0.00	0.00	0.00	0.00	0.00	0.00	0.00	0.00	0.00	0.00	0.00	0.00	0.00	0.00	0.00	0.00	0.00	0.00	0.00	0.00	0.00	0.00	0.00	0.00
Advice to Debit Account	0.00	0.00	0.00	0.00	0.00	0.00	0.00	0.00	0.00	0.00	0.00	0.00	0.00	0.00	0.00	0.00	0.00	0.00	0.00	0.00	0.00	0.00	0.00	0.00
Working Fund for FAPs	0.00	0.00	0.00	0.00	0.00	0.00	0.00	0.00	0.00	0.00	0.00	0.00	0.00	0.00	0.00	0.00	0.00	0.00	0.00	0.00	0.00	0.00	0.00	0.00
Cash Disbursement Ceiling (CDC)	0.00	0.00	0.00	0.00	0.00	0.00	0.00	0.00	0.00	0.00	0.00	0.00	0.00	0.00	0.00	0.00	0.00	0.00	0.00	0.00	0.00	0.00	0.00	0.00
TOTAL CASH DISBURSEMENTS	26,128,925.30	1,522,332.43	0.00	14,852,386.59	42,503,644.32	0.00	0.00	0.00	0.00	0.00	0.00	0.00	0.00	0.00	0.00	0.00	0.00	0.00	0.00	26,128,925.30	1,522,332.43	0.00	14,852,386.59	42,503,644.32
NON-CASH DISBURSEMENTS	772,743.63	63,658.44	0.00	964,480.53	1,821,082.60	0.00	0.00	0.00	0.00	0.00	0.00	0.00	0.00	0.00	0.00	0.00	0.00	0.00	0.00	772,743.63	63,658.44	0.00	964,480.53	1,821,082.60
Tax Remittance Advices Issued (TRA)	772,743.63	63,658.44	0.00	964,480.53	1,821,082.60	0.00	0.00	0.00	0.00	0.00	0.00	0.00	0.00	0.00	0.00	0.00	0.00	0.00	0.00	772,743.63	63,658.44	0.00	964,480.53	1,821,082.60
Non-Cash Availment Authority (NCAA)	0.00	0.00	0.00	0.00	0.00	0.00	0.00	0.00	0.00	0.00	0.00	0.00	0.00	0.00	0.00	0.00	0.00	0.00	0.00	0.00	0.00	0.00	0.00	0.00
Disbursements effected through outright deductions from claims (unless specify)	0.00	0.00	0.00	0.00	0.00	0.00	0.00	0.00	0.00	0.00	0.00	0.00	0.00	0.00	0.00	0.00	0.00	0.00	0.00	0.00	0.00	0.00	0.00	0.00
Overpayment of expenses (e.g. personnel benefits)	0.00	0.00	0.00	0.00	0.00	0.00	0.00	0.00	0.00	0.00	0.00	0.00	0.00	0.00	0.00	0.00	0.00	0.00	0.00	0.00	0.00	0.00	0.00	0.00
Restitution for loss of government property	0.00	0.00	0.00	0.00	0.00	0.00	0.00	0.00	0.00	0.00	0.00	0.00	0.00	0.00	0.00	0.00	0.00	0.00	0.00	0.00	0.00	0.00	0.00	0.00
Liquidated damages and similar claims	0.00	0.00	0.00	0.00	0.00	0.00	0.00	0.00	0.00	0.00	0.00	0.00	0.00	0.00	0.00	0.00	0.00	0.00	0.00	0.00	0.00	0.00	0.00	0.00
Others (TEF, BTR, Documentary Stamp Tax, etc.)	0.00	0.00	0.00	0.00	0.00	0.00	0.00	0.00	0.00	0.00	0.00	0.00	0.00	0.00	0.00	0.00	0.00	0.00	0.00	0.00	0.00	0.00	0.00	0.00
TOTAL NON-CASH DISBURSEMENTS	772,743.63	63,658.44	0.00	964,480.53	1,821,082.60	0.00	0.00	0.00	0.00	0.00	0.00	0.00	0.00	0.00	0.00	0.00	0.00	0.00	0.00	772,743.63	63,658.44	0.00	964,480.53	1,821,082.60
GRAND TOTAL	26,901,668.93	1,586,190.87	0.00	15,836,867.12	44,324,726.92	0.00	0.00	0.00	0.00	0.00	0.00	0.00	0.00	0.00	0.00	0.00	0.00	0.00	0.00	26,901,668.93	1,586,190.87	0.00	15,836,867.12	44,324,726.92

SUMMARY

Particulars	Previous Report	This Month	As at Date
(1)	(2)	(3)	(4)
Total Disbursement Authorities Received	284,964,250.79	46,656,082.80	331,610,333.39
NCA	273,422,281.00	44,835,000.00	318,257,281.00
NTA	0.00	0.00	0.00
Working Fund	0.00	0.00	0.00
TRA	11,531,969.79	1,821,082.80	13,353,052.39
CDC	0.00	0.00	0.00
NCAA	0.00	0.00	0.00
Less: Notice of Transfer of Allocations (NTA)* Issued	0.00	0.00	0.00
Total Disbursement Authorities Available	284,964,250.79	46,656,082.80	331,610,333.39
Less:	0.00	0.00	0.00
Lapsed NCA	0.00	0.00	0.00
Disbursements	280,235,918.09	44,324,726.92	304,560,644.98
Less: Other Non-Cash Disbursements	0.00	0.00	0.00
Disbursements effected through outright deductions from claims	0.00	0.00	0.00
Overpayment of expenses (e.g. personnel benefits)	0.00	0.00	0.00
Restitution for loss of government property	0.00	0.00	0.00
Liquidated damages and similar claims	0.00	0.00	0.00
Others (e.g. TEF, BTR, Dooi Stamp, etc.)	0.00	0.00	0.00
Add/Less: Adjustments (e.g. cancelled/staled checks)	0.00	0.00	0.00
Balance of Disbursement Authorities as at date	22,957,883.41	2,331,355.88	25,289,239.09
Total Disbursements Program	283,193,801.47	46,656,082.80	329,849,884.07
Less: *Actual Disbursements	280,235,918.09	44,324,726.92	304,560,644.98
(Over)/Under spending	22,957,883.41	2,331,355.88	25,289,239.09

Notes: * The use of NTA is discouraged
Notes: ** Amounts should tally with the grand total disbursement (column 27).

Certified Correct:
Lee Madelon Baylon
LEE MADELON BAYLON

Date: 06-Dec-2019

Recommending Approval:
Roxas, Lilibeth Abanto
ROXAS, LILIBETH ABANTO

Date: 06-Dec-2019

Approved By:
Abanto, Rusty Gagap
ABANTO, RUSTY GAGAP

Date: 06-Dec-2019

MONTHLY REPORT OF DISBURSEMENTS
For the month of October 2019

F
A

Department : State Universities and Colleges (SUCs)
Agency/Entity : Camarines Norte State College
Operating Unit : < not applicable >
Organization Code : 08 051 000000
Fund Cluster : 01 Regular Agency Fund

Particulars	Current Year Budget					Prior Year's Budget										Current Year's Accounts Payable					Trust Liabilities					Grand Total				
	PS	MOOE	FinEx	CO	TOTAL	Prior Year's Accounts Payable					Current Year's Accounts Payable					Trust Liabilities					Grand Total									
	1	2	3	4	5	6=(2+3+4+5)	7	8	9	10	11=(7+8+9+10)	12	13	14	15	16=(12+13+14+15)	17=(11+16)	18=(6+17)	19	20	21	22=(19+20+21)	23	24	25	26	27=(23+24+25+26)			
CASH DISBURSEMENTS	13,739,691.81	3,730,151.22	0.00	22,275,036.08	36,744,879.11	0.00	0.00	0.00	2,555,357.15	2,555,357.15	0.00	0.00	0.00	0.00	0.00	2,555,357.15	42,300,236.26	0.00	0.00	0.00	0.00	13,739,691.81	3,730,151.22	0.00	24,830,393.23	42,300,236.26				
Notice of Cash Allocation (NCA)	13,739,691.81	3,730,151.22	0.00	22,275,036.08	36,744,879.11	0.00	0.00	0.00	2,555,357.15	2,555,357.15	0.00	0.00	0.00	0.00	0.00	2,555,357.15	42,300,236.26	0.00	0.00	0.00	0.00	13,739,691.81	3,730,151.22	0.00	24,830,393.23	42,300,236.26				
MDS Checks Issued	4,429,030.58	1,620,531.02	0.00	0.00	6,049,561.60	0.00	0.00	0.00	2,555,357.15	2,555,357.15	0.00	0.00	0.00	0.00	0.00	2,555,357.15	8,904,918.75	0.00	0.00	0.00	0.00	4,429,030.58	1,620,531.02	0.00	2,555,357.15	8,904,918.75				
Advice to Debit Account	9,310,661.23	2,109,620.20	0.00	22,275,036.08	33,695,317.51	0.00	0.00	0.00	0.00	0.00	0.00	0.00	0.00	0.00	0.00	0.00	33,695,317.51	0.00	0.00	0.00	0.00	9,310,661.23	2,109,620.20	0.00	22,275,036.08	33,695,317.51				
Notice of Transfer Allocations (NTA)	0.00	0.00	0.00	0.00	0.00	0.00	0.00	0.00	0.00	0.00	0.00	0.00	0.00	0.00	0.00	0.00	0.00	0.00	0.00	0.00	0.00	0.00	0.00	0.00	0.00	0.00	0.00			
MDS Checks Issued	0.00	0.00	0.00	0.00	0.00	0.00	0.00	0.00	0.00	0.00	0.00	0.00	0.00	0.00	0.00	0.00	0.00	0.00	0.00	0.00	0.00	0.00	0.00	0.00	0.00	0.00	0.00			
Advice to Debit Account	0.00	0.00	0.00	0.00	0.00	0.00	0.00	0.00	0.00	0.00	0.00	0.00	0.00	0.00	0.00	0.00	0.00	0.00	0.00	0.00	0.00	0.00	0.00	0.00	0.00	0.00	0.00			
Working Fund for FAPs	0.00	0.00	0.00	0.00	0.00	0.00	0.00	0.00	0.00	0.00	0.00	0.00	0.00	0.00	0.00	0.00	0.00	0.00	0.00	0.00	0.00	0.00	0.00	0.00	0.00	0.00	0.00			
Cash Disbursement Ceiling (CDC)	0.00	0.00	0.00	0.00	0.00	0.00	0.00	0.00	0.00	0.00	0.00	0.00	0.00	0.00	0.00	0.00	0.00	0.00	0.00	0.00	0.00	0.00	0.00	0.00	0.00	0.00	0.00			
TOTAL CASH DISBURSEMENTS	13,739,691.81	3,730,151.22	0.00	22,275,036.08	36,744,879.11	0.00	0.00	0.00	2,555,357.15	2,555,357.15	0.00	0.00	0.00	0.00	0.00	2,555,357.15	42,300,236.26	0.00	0.00	0.00	0.00	13,739,691.81	3,730,151.22	0.00	24,830,393.23	42,300,236.26				
NON-CASH DISBURSEMENTS	853,106.22	1,485,002.40	0.00	250,187.41	2,388,296.03	0.00	0.00	0.00	0.00	0.00	0.00	0.00	0.00	0.00	0.00	0.00	2,388,296.03	0.00	0.00	0.00	0.00	853,106.22	1,485,002.40	0.00	250,187.41	2,388,296.03				
Tax Remittance Advices issued (TRA)	853,106.22	1,485,002.40	0.00	250,187.41	2,388,296.03	0.00	0.00	0.00	0.00	0.00	0.00	0.00	0.00	0.00	0.00	0.00	2,388,296.03	0.00	0.00	0.00	0.00	853,106.22	1,485,002.40	0.00	250,187.41	2,388,296.03				
Non-Cash Availment Authority (NCAA)	0.00	0.00	0.00	0.00	0.00	0.00	0.00	0.00	0.00	0.00	0.00	0.00	0.00	0.00	0.00	0.00	0.00	0.00	0.00	0.00	0.00	0.00	0.00	0.00	0.00	0.00	0.00			
Disbursements effected through outright deductions from claims (please specify)	0.00	0.00	0.00	0.00	0.00	0.00	0.00	0.00	0.00	0.00	0.00	0.00	0.00	0.00	0.00	0.00	0.00	0.00	0.00	0.00	0.00	0.00	0.00	0.00	0.00	0.00	0.00			
Overpayment of expenses (e.g. personnel benefits)	0.00	0.00	0.00	0.00	0.00	0.00	0.00	0.00	0.00	0.00	0.00	0.00	0.00	0.00	0.00	0.00	0.00	0.00	0.00	0.00	0.00	0.00	0.00	0.00	0.00	0.00	0.00			
Restitution for loss of government property	0.00	0.00	0.00	0.00	0.00	0.00	0.00	0.00	0.00	0.00	0.00	0.00	0.00	0.00	0.00	0.00	0.00	0.00	0.00	0.00	0.00	0.00	0.00	0.00	0.00	0.00	0.00			
Liquidated damages and similar claims	0.00	0.00	0.00	0.00	0.00	0.00	0.00	0.00	0.00	0.00	0.00	0.00	0.00	0.00	0.00	0.00	0.00	0.00	0.00	0.00	0.00	0.00	0.00	0.00	0.00	0.00	0.00			
Others (e.g. TEF, BTr, Docs Stamp, etc.)	0.00	0.00	0.00	0.00	0.00	0.00	0.00	0.00	0.00	0.00	0.00	0.00	0.00	0.00	0.00	0.00	0.00	0.00	0.00	0.00	0.00	0.00	0.00	0.00	0.00	0.00	0.00			
TOTAL NON-CASH DISBURSEMENTS	853,106.22	1,485,002.40	0.00	250,187.41	2,388,296.03	0.00	0.00	0.00	0.00	0.00	0.00	0.00	0.00	0.00	0.00	0.00	2,388,296.03	0.00	0.00	0.00	0.00	853,106.22	1,485,002.40	0.00	250,187.41	2,388,296.03				
GRAND TOTAL	14,392,798.03	5,215,153.62	0.00	22,525,223.49	42,133,175.14	0.00	0.00	0.00	2,555,357.15	2,555,357.15	0.00	0.00	0.00	0.00	0.00	2,555,357.15	44,688,532.29	0.00	0.00	0.00	0.00	14,392,798.03	5,215,153.62	0.00	25,080,580.64	44,688,532.29				

SUMMARY

Particulars	Previous Report	This Month	As at Date
(1)	(2)	(3)	(4)
Total Disbursement Authorities Received	217,315,022.76	67,639,228.03	284,954,250.79
NCA	208,171,349.00	65,250,932.00	273,422,281.00
NTA	0.00	0.00	0.00
Working Fund	0.00	0.00	0.00
TRA	9,143,673.76	2,388,296.03	11,531,969.79
CDC	0.00	0.00	0.00
NCAA	0.00	0.00	0.00
Less: Notice of Transfer of Allocations (NTA)* issued	0.00	0.00	0.00
Total Disbursement Authorities Available	217,315,022.76	67,639,228.03	284,954,250.79
Less:			
Lapsed NCA	0.00	0.00	0.00
Disbursements	215,547,385.77	44,986,532.29	260,235,918.06
Less: Other Non-Cash Disbursements	0.00	0.00	0.00
Disbursements effected through outright deductions from claims	0.00	0.00	0.00
Overpayment of expenses (e.g. personnel benefits)	0.00	0.00	0.00
Restitution for loss of government property	0.00	0.00	0.00
Liquidated damages and similar claims	0.00	0.00	0.00
Others (e.g. TEF, BTr, Docs Stamp, etc.)	0.00	0.00	0.00
Add/Less: Adjustments (e.g. cancelled/stated checks)	0.00	0.00	0.00
Balance of Disbursement Authorities as at date	7,187.67	22,950,695.74	22,957,883.41
Total Disbursements Program	215,554,573.44	44,986,532.29	260,235,918.06
Less: *Actual Disbursements	215,547,385.77	44,986,532.29	260,235,918.06
Over/Under spending	7,187.67	22,950,695.74	22,957,883.41

Notes: * The use of NTA is discouraged
Notes: ** Amounts should tally with the grand total disbursement (column 27).

Certified Correct:

LEE MADELON BAYLON

Date: 8-Nov-19

Recommending
Approved:

ROSALYS LIBIBETH ABANTO
Date: 8-Nov-19

Approved By:

ABANTO RUSTY GAGAP

Date: 8-Nov-19

MONTHLY REPORT OF DISBURSEMENTS
For the month of August 2019


Department: State Universities and Colleges (SUCs)
 Agency: Camarines Norte State College
 Operating Unit: < not applicable >
 Organization Code: 08 051 0000000
 Fund Cluster: 01 Regular Agency Fund

Particulars	Current Year Budget					Prior Year's Budget										Trust Liabilities				Grand Total					
	PS	MOOE	FinEx	CO	TOTAL	Prior Year's Accounts Payable					Current Year's Accounts Payable					TOTAL	SUB-TOTAL	PS	MOOE	CO	TOTAL	PS	MOOE	FinEx	
						PS	MOOE	FinEx	CO	Sub-Total	PS	MOOE	FinEx	CO	Sub-Total										
1	2	3	4	5	6=(2+3+4+5)	7	8	9	10	11=(7+8+9+10)	12	13	14	15	16=(12+13+14+15)	17=(11+16)	18=(17)	19	20	21	22=(19+20+21)	23	24	25	
CASH DISBURSEMENTS	12,435,857.57	5,449,329.80	0.00	0.00	17,885,187.37	0.00	0.00	0.00	0.00	0.00	0.00	0.00	0.00	0.00	0.00	0.00	17,885,187.37	0.00	0.00	0.00	0.00	12,435,857.57	5,449,329.80		
Notice of Cash Allocation (NCA)	12,435,857.57	5,449,329.80	0.00	0.00	17,885,187.37	0.00	0.00	0.00	0.00	0.00	0.00	0.00	0.00	0.00	0.00	0.00	17,885,187.37	0.00	0.00	0.00	0.00	12,435,857.57	5,449,329.80		
MDS Checks Issued	4,335,845.27	2,947,355.51	0.00	0.00	7,283,200.78	0.00	0.00	0.00	0.00	0.00	0.00	0.00	0.00	0.00	0.00	0.00	7,283,200.78	0.00	0.00	0.00	0.00	4,335,845.27	2,947,355.51		
Advice to Debit Account	8,100,012.30	2,501,974.29	0.00	0.00	10,601,986.59	0.00	0.00	0.00	0.00	0.00	0.00	0.00	0.00	0.00	0.00	0.00	10,601,986.59	0.00	0.00	0.00	0.00	8,100,012.30	2,501,974.29		
Notice of Transfer Allocations (NTA)	0.00	0.00	0.00	0.00	0.00	0.00	0.00	0.00	0.00	0.00	0.00	0.00	0.00	0.00	0.00	0.00	0.00	0.00	0.00	0.00	0.00	0.00	0.00	0.00	0.00
MDS Checks Issued	0.00	0.00	0.00	0.00	0.00	0.00	0.00	0.00	0.00	0.00	0.00	0.00	0.00	0.00	0.00	0.00	0.00	0.00	0.00	0.00	0.00	0.00	0.00	0.00	0.00
Advice to Debit Account	0.00	0.00	0.00	0.00	0.00	0.00	0.00	0.00	0.00	0.00	0.00	0.00	0.00	0.00	0.00	0.00	0.00	0.00	0.00	0.00	0.00	0.00	0.00	0.00	0.00
Working Fund for FAPs	0.00	0.00	0.00	0.00	0.00	0.00	0.00	0.00	0.00	0.00	0.00	0.00	0.00	0.00	0.00	0.00	0.00	0.00	0.00	0.00	0.00	0.00	0.00	0.00	0.00
Cash Disbursement Ceiling (CDC)	0.00	0.00	0.00	0.00	0.00	0.00	0.00	0.00	0.00	0.00	0.00	0.00	0.00	0.00	0.00	0.00	0.00	0.00	0.00	0.00	0.00	0.00	0.00	0.00	0.00
TOTAL CASH DISBURSEMENTS	12,435,857.57	5,449,329.80	0.00	0.00	17,885,187.37	0.00	0.00	0.00	0.00	0.00	0.00	0.00	0.00	0.00	0.00	0.00	17,885,187.37	0.00	0.00	0.00	0.00	12,435,857.57	5,449,329.80		
NON-CASH DISBURSEMENTS	635,146.39	181,831.36	0.00	0.00	816,977.75	0.00	0.00	0.00	0.00	0.00	0.00	0.00	0.00	0.00	0.00	0.00	816,977.75	0.00	0.00	0.00	0.00	635,146.39	181,831.36		
Tax Remittance Advices Issued (TRA)	635,146.39	181,831.36	0.00	0.00	816,977.75	0.00	0.00	0.00	0.00	0.00	0.00	0.00	0.00	0.00	0.00	0.00	816,977.75	0.00	0.00	0.00	0.00	635,146.39	181,831.36		
Non-Cash Availment Authority (NCAA)	0.00	0.00	0.00	0.00	0.00	0.00	0.00	0.00	0.00	0.00	0.00	0.00	0.00	0.00	0.00	0.00	0.00	0.00	0.00	0.00	0.00	0.00	0.00	0.00	0.00
Disbursements effected through outright deductions from claims (includes specifically Overpayment of expenses (e.g. personnel benefits))	0.00	0.00	0.00	0.00	0.00	0.00	0.00	0.00	0.00	0.00	0.00	0.00	0.00	0.00	0.00	0.00	0.00	0.00	0.00	0.00	0.00	0.00	0.00	0.00	0.00
Restitution for loss or government property	0.00	0.00	0.00	0.00	0.00	0.00	0.00	0.00	0.00	0.00	0.00	0.00	0.00	0.00	0.00	0.00	0.00	0.00	0.00	0.00	0.00	0.00	0.00	0.00	0.00
Liquidated damages and similar claims	0.00	0.00	0.00	0.00	0.00	0.00	0.00	0.00	0.00	0.00	0.00	0.00	0.00	0.00	0.00	0.00	0.00	0.00	0.00	0.00	0.00	0.00	0.00	0.00	0.00
Others (e.g. TEF, BTr, Docs Stamp, etc.)	0.00	0.00	0.00	0.00	0.00	0.00	0.00	0.00	0.00	0.00	0.00	0.00	0.00	0.00	0.00	0.00	0.00	0.00	0.00	0.00	0.00	0.00	0.00	0.00	0.00
TOTAL NON-CASH DISBURSEMENTS	635,146.39	181,831.36	0.00	0.00	816,977.75	0.00	0.00	0.00	0.00	0.00	0.00	0.00	0.00	0.00	0.00	0.00	816,977.75	0.00	0.00	0.00	0.00	635,146.39	181,831.36		
GRAND TOTAL	13,071,003.96	5,631,161.16	0.00	0.00	18,702,165.12	0.00	0.00	0.00	0.00	0.00	0.00	0.00	0.00	0.00	0.00	0.00	18,702,165.12	0.00	0.00	0.00	0.00	13,071,003.96	5,631,161.16		


SUMMARY

Particulars	Previous Report	This Month	As at Date
(1)	(2)	(3)	(4)
Total Disbursement Authorities Received	0.00	0.00	0.00
NCA	189,974,349.00	18,541,000.00	189,515,349.00
NTA	0.00	0.00	0.00
Working Fund	0.00	0.00	0.00
TRA	7,383,209.44	816,977.39	8,200,186.83
CDC	0.00	0.00	0.00
NCAA	0.00	0.00	0.00
Less: Notice of Transfer of Allocations (NTA)* issued	0.00	0.00	0.00
Total Disbursement Authorities Available	177,357,558.44	20,357,977.39	187,715,535.83
Less:	0.00	0.00	0.00
Lapsed NCA	0.00	0.00	0.00
Disbursements	175,159,503.88	17,885,187.37	193,044,691.23
Less: Other Non-Cash Disbursements	0.00	0.00	0.00
Disbursements effected through outright deductions from claims	0.00	0.00	0.00
Overpayment of expenses (e.g. personnel benefits)	0.00	0.00	0.00
Restitution for loss of government property	0.00	0.00	0.00
Liquidated damages and similar claims	0.00	0.00	0.00
Others (e.g. TEF, BTr, Docs Stamp, etc.)	0.00	0.00	0.00
Add/Less: Adjustments (e.g. cancelled/stated checks)	0.00	0.00	0.00
Balance of Disbursement Authorities as at date	2,198,059.56	1,655,812.63	3,853,872.21
Total Disbursements Program	177,357,573.44	20,357,977.75	187,715,551.19
Less: *Actual Disbursements	175,159,503.96	17,885,187.37	193,044,691.23
(Over)/Under spending	2,198,069.58	1,655,812.63	3,853,862.21


Notes: * The use of NTA is discouraged
 Notes: ** Amounts should tally with the grand total disbursement (column 27).

Certified Correct:

 LEE MABELON BAYLON

Date: 09-Sep-2019

Recommending Approval:

 ROXAS LILIBETH ABANTO

Date: 09-Sep-2019

Approved By:

 ABANTO, RUSTY GAGAP
 Date: 09-Sep-2019


MONTHLY REPORT OF DISBURSEMENTS
For the month of May, 2019

Department: State Universities and Colleges (SUCs)						Agency: Camarines Norte State College						Operating Unit: N/A															
Organization Code (UACS): 080510000000						Fund Cluster: 01 - Regular Agency Fund						Report Status: SUBMITTED															
PARTICULARS	CURRENT YEAR BUDGET					PRIOR YEAR'S ACCOUNTS PAYABLE					CURRENT YEAR'S ACCOUNTS PAYABLE					SUB-TOTAL	TRUST LIABILITIES				GRAND TOTAL					REMARKS	
	PS	MODE	Fin. Exp	CO	TOTAL	PS	MODE	Fin. Exp	CO	Sub-Total	PS	MODE	Fin. Exp	CO	Sub-Total		TOTAL	PS	MODE	CO	TOTAL	PS	MODE	Fin. Exp	CO		TOTAL
	2	3	4	5	6=(2+3+4+5)	7	8	9	10	11=(7+8+9+10)	12	13	14	15	16=(12+13+14+15)	17=(11+16)	18=(17)	19	20	21	22=(19+20+21)	23	24	25	26	27=(23+24+25+26)	28
Notice of Cash Allocation (NCA)	25,181,635.00	4,344,839.81			29,526,475.81											29,526,475.81					25,181,635.00	4,344,839.81			29,526,475.81		
MDS Checks Issued	6,835,633.36	2,835,416.77			9,671,050.13											9,671,050.13					6,835,633.36	2,835,416.77			9,671,050.13		
Advice to Debit Account	18,546,002.64	1,409,424.04			19,955,426.68											19,955,426.68					18,546,002.64	1,409,424.04			19,955,426.68		
Notice of Transfer of Allocation (NTA)																											
MDS Checks Issued																											
Advice to Debit Account																											
Working Fund (NCA issued to BTR)																											
Tax Remittance Advices Issued (TRA)	1,007,752.79	147,688.68			1,155,441.47											1,155,441.47					1,007,752.79	147,688.68			1,155,441.47		
Cash Disbursement Ceiling (CDC)																											
Non-Cash Availment Authority (NCAA)																											
Others (CDT, BTR, Docs Stamp, etc.)																											

Summary

PARTICULARS	PREVIOUS REPORT	CURRENT MONTH	AS OF DATE
(1)	(2)	(3)	(4)
Total Disbursement Authorities Received			
NCA	83,460,128.00	26,449,000.00	109,909,128.00
Working Fund			
TRA	3,052,114.28	1,155,441.47	4,207,555.75
CDC			
NCAA			
Others (CDT, BTR, Docs Stamp, etc.)			
Less: Notice of Transfer of Allocations (NTA) issued			
Total Disbursements Authorities Available	86,512,242.28	27,604,441.47	114,116,683.75
Less:			
Lapsed NCA Disbursements	83,428,971.83	30,681,917.29	114,110,789.11
Balance of Disbursements Authorities as of to date	3,083,270.45	(3,077,475.81)	5,894.64
Total Disbursements Program	86,512,242.28	27,604,441.47	114,116,683.75
Less: Actual Disbursements	83,428,971.83	30,681,917.29	114,110,789.11
Over/Under spending	3,083,270.45	(3,077,475.81)	5,894.64

Certified Correct:




Lee, Madelon

Agency Chief Accountant

Date: 11/June/2019

Approved By:



ABANTO, RUSTY

Head of Agency or Authorized Representative

Date: 11/June/2019


MONTHLY REPORT OF DISBURSEMENTS
For the month of March, 2019

Department: State Universities and Colleges (SUCs)					Agency: Camarines Norte State College										Operating Unit: N/A												
Organization Code (UACS): 080510000000					Fund Cluster: 01 - Regular Agency Fund										Report Status: SUBMITTED												
PARTICULARS	CURRENT YEAR BUDGET					PRIOR YEAR'S ACCOUNTS PAYABLE					CURRENT YEAR'S ACCOUNTS PAYABLE					SUB-TOTAL	TRUST LIABILITIES				GRAND TOTAL					REMARKS	
	PS	MOOE	Fin. Exp	CO	TOTAL	PS	MOOE	Fin. Exp	CO	Sub-Total	PS	MOOE	Fin. Exp	CO	Sub-Total		TOTAL	PS	MOOE	CO	TOTAL	PS	MOOE	Fin. Exp	CO		TOTAL
1	2	3	4	5	6=2+3+4+5	7	8	9	10	11=7+8+9+10	12	13	14	15	16=12+13+14+15	17=11+16	18=17+17	19	20	21	22=19+20+21	23	24	25	26	27=23+24+25+26	28
Notice of Cash Allocation (NCA)	12,433,006.89	4,778,774.82		15,312,825.16	32,524,606.87	33,384.00				33,384.00					33,384.00	32,557,980.85					12,433,006.89	4,812,158.00		15,312,825.16	32,557,980.85		
MDS Checks Issued	3,729,097.91	2,597,925.88		4,680,646.15	11,407,969.84	33,384.00				33,384.96					33,384.96	11,441,053.82					3,729,097.91	3,031,309.96		4,680,646.15	11,441,053.82		
Advice to Debit Account	8,703,909.09	1,780,848.94		10,632,179.01	21,116,937.03											21,116,937.03					8,703,909.09	1,780,848.94		10,632,179.01	21,116,937.03		
Notice of Transfer of Allocation (NTA)																											
MDS Checks Issued																											
Advice to Debit Account																											
Working Fund (NCA Issued to BTI)																											
Tax Remittance Advice Issued (TRA)	523,918.83	104,800.35		1,002,293.24	1,631,012.27											1,631,012.27					523,918.89	104,800.35		1,002,293.24	1,631,012.27		
Cash Disbursement Ceiling (CDC)																											
Non-Cash Assessment Authority (NCAA)																											
Others (CDT, BTI Docs Stamp, etc.)																											

Summary

PARTICULARS	PREVIOUS REPORT	CURRENT MONTH	AS OF DATE
(1)	(2)	(3)	(4)
Total Disbursement Authorities Received			
NCA	30,866,000.00	32,558,128.00	63,425,128.00
Working Fund			
TRA	618,080.51	1,631,012.27	2,249,092.78
CDC			
NCAA			
Others (CDT, BTI Docs Stamp, etc.)			
Less: Notice of Transfer Allocations (NTA) issued			
Total Disbursements Authorities Available	31,484,080.51	34,190,140.27	65,674,220.78
Less:			
Lapsed NCA			
Disbursements	31,481,670.50	34,189,003.22	65,670,873.72
Balance of Disbursements Authorities as of to date	2,210.01	1,137.05	3,347.05
Total Disbursements Program	31,484,080.51	34,190,140.27	65,674,220.78
Less: * Actual Disbursements	31,481,670.50	34,189,003.22	65,670,873.72
Over/Under spending-	2,210.01	1,137.05	3,347.06

Certified Correct:




Lee, Madelon

Agency Chief Accountant

Date: 10/Apr/2019

Approved By:



ABANTO, RUSTY

Head of Agency or Authorized Representative

Date: 10/Apr/2019

This report was generated using the Unified Reporting System on 10/04/2019 16:16


MONTHLY REPORT OF DISBURSEMENTS For the month of February, 2019

Department: State Universities and Colleges (SUCs)						Agency: Camarines Norte State College						Operating Unit: N/A																
Organization Code (UACS): 080510000000						Fund Cluster: 01 - Regular Agency Fund						Report Status: SUBMITTED																
PARTICULARS	CURRENT YEAR BUDGET					PRIOR YEAR'S ACCOUNTS PAYABLE										SUB-TOTAL	TRUST LIABILITIES				GRAND TOTAL					REMARKS		
	PS	MOOE	Fin. Exp	CO	TOTAL	PRIOR YEAR'S ACCOUNTS PAYABLE					CURRENT YEAR'S ACCOUNTS PAYABLE						PS	MOOE	CO	TOTAL	PS	MOOE	Fin. Exp	CO	TOTAL			
	2	3	4	5	6=(2+3+4+5)	7	8	9	10	11=(7+8+9+10)	12	13	14	15	16=(12+13+14+15)		17=(11+16)	18	19	20	21	22=(18+19+20)	23	24	25		26	27=(23+24+25+26)
Notice of Cash Allocation (NCA)	11,864,571.45	1,940,242.15			13,804,813.60	1,537,725.44				1,537,725.44					1,537,725.44	55,432,538.04					11,864,571.45	3,477,997.59				15,432,539.04		
MOS Checks Issued	3,786,329.29	1,700,020.50			5,486,349.89	1,063,914.14				1,063,914.14					1,063,914.14	6,036,764.03					3,786,329.29	2,263,934.84				6,050,264.00		
Advice to Debit Account	8,187,742.06	743,221.85			8,930,963.91	473,811.30				473,811.30					473,811.30	9,461,776.01					8,187,742.06	1,214,032.96				9,401,775.01		
MOS Checks Issued																												
Advice to Debit Account																												
Working Fund (NCA issued to BT)																												
Tax Remittance Advice Issued (TRA)	386,696.84	78,799.87			465,496.71											465,496.71					386,696.84	78,799.87				465,496.71		
Cash Disbursement Ceiling (CDC)																												
Non-Cash Assessment Authority (NCAA)																												
Others (C.D.T. BT; Docs Stamp, etc.)																												

Summary

PARTICULARS	PREVIOUS REPORT	CURRENT MONTH	AS OF DATE
(1)	(2)	(3)	(4)
Total Disbursement Authorities Received			
NCA	15,433,000.00	15,433,000.00	33,866,000.00
Working Fund			
TRA	152,383.80	465,696.71	618,080.51
CDC			
NCAA			
Others (C.D.T. BT; Docs Stamp, etc.)			
Less: Notice of Transfer Allocations (NTA) issued			
Total Disbursements Authorities Available	15,585,383.80	15,898,696.71	31,484,080.51
Less:			
Lapsed NCA			
Disbursements	15,583,634.75	15,888,235.75	31,481,870.50
Balance of Disbursements Authorities as of to date	1,749.05	460.96	2,210.01
Total Disbursements Program	15,585,383.80	15,898,696.71	31,484,080.51
Less: Actual Disbursements	15,583,634.75	15,888,235.75	31,481,870.50
Over/Under spending=	1,749.05	460.96	2,210.01


Certified Correct:


Lee, Madelon

Agency Chief Accountant

Date: 11/Mar/2019

Approved By:


ABANT D. RUSTY
Head of Agency or Authorized Representative
Date: 12/Mar/2019

This report was generated using the Unified Reporting System on 12/03/2019 08:10

MONTHLY REPORT OF DISBURSEMENTS
For the month of January, 2019

Department: State Universities and Colleges (SUCs)					Agency: Camarines Norte State College										Operating Unit: N/A													
Organization Code (UACS): 08051000000					Fund Cluster: 01 - Regular Agency Fund										Report Status: SUBMITTED													
PARTICULARS	CURRENT YEAR BUDGET					PRIOR YEAR'S BUDGET										SUB-TOTAL	TRUST LIABILITIES				GRAND TOTAL					REMARKS		
	PS	MOOE	Fls. Exp	CO	TOTAL	PRIOR YEAR'S ACCOUNTS PAYABLE					CURRENT YEAR'S ACCOUNTS PAYABLE						PS	MOOE	CO	TOTAL	PS	MOOE	Fls. Exp	CO	TOTAL			
1	2	3	4	5	6=2+3+4+5	7	8	9	10	11=7+8+9+10	12	13	14	15	16=12+13+14+15	17=11+16	18=17	19	20	21	22=19+20+21	23	24	25	26	27=23+24+25+26	28	
Notice of Cash Allocation (NCA)	11,308,244.36	594,583.71			11,902,828.07	96,392.31	2,403,476.29		1,028,548.28	3,528,417.88					3,528,417.88	15,431,250.95						11,404,637.67	2,098,065.00			1,028,548.28	15,431,250.95	
MDS Checks Issued	3,109,480.08	37,420.00			3,146,900.08		1,806,364.32		1,028,548.28	2,834,812.60					2,834,812.60	5,981,712.68						3,109,480.08	1,843,694.32			1,028,548.28	5,981,712.68	
Advice to Debit Account	8,198,764.28	557,163.71			8,755,927.99	96,392.31	597,211.97			693,605.28					693,605.28	9,449,338.27						8,295,157.59	1,154,330.68				9,449,338.27	
Notice of Transfer of Allocation (NTA)																												
MDS Checks Issued																												
Advice to Debit Account																												
Working Fund (NCA issued to BT)																												
Tax Remittance Advice Issued (TRA)		152,383.80			152,383.80											152,383.80							152,383.80				152,383.80	
Cash Disbursement Ceiling (CDC)																												
Non-Cash Availment Authority (NCAA)																												
Others (CDT, BTV Docs Stamp, etc.)																												

Summary

PARTICULARS	PREVIOUS REPORT	CURRENT MONTH	AS OF DATE
(1)	(2)	(3)	(4)
Total Disbursement Authorities Received			
NCA		15,433,000.00	15,433,000.00
Working Fund			
TRA		152,383.80	152,383.80
CDC			
NCAA			
Others (CDT, BTV Docs Stamp, etc.)			
Less: Notice of Transfer Allocation (NTA)* Issued			
Total Disbursements Authorities Available		15,585,383.80	15,585,383.80
Less:			
Lapsed NCA			
Disbursements		15,583,634.75	15,583,634.75
Balance of Disbursements Authorities as of to date		1,749.05	1,749.05
Total Disbursements Program		15,585,383.80	15,585,383.80
Less: * Actual Disbursements		15,583,634.75	15,583,634.75
(Over)/Under spending-		1,749.05	1,749.05


Certified Correct:


Lee, Madelon

Agency Chief Accountant

Date: 13/Feb/2019

Approved By:


ABANTO, RUSTY
Head of Agency or Authorized Representative
Date: 13/Feb/2019